



CORAL SPRINGS CHRISTIAN ACADEMY


A Ministry of First Presbyterian Church

Renewing Minds • Engaging Hearts • Transforming Culture

First Grade Here I come



Summer Fun Review

Name: _____



My Sweet Summer Reading Log

Keep track of all your summer reading. Every time you read for 15 minutes color in an ice cream cone.




My Sweet Summer Reading Log

Keep track of all your summer reading. For each book you read, write the title on a line below.








Name: _____

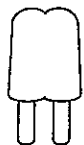
Going For Ice Cream

Write and draw about a real or made-up trip to get ice cream. You can use the words in the word bank to help you.





ice cream
cone



popsicle



ice cream
truck



sundae



cherry






milkshake

Name: _____ Long Versus Short Vowel Sounds

Sort the long 'a' words and the short 'a' words by cutting and gluing them in the correct box.


Short 'a' Words

Long 'a' Words




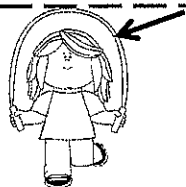


Name: _____ Long Versus Short Vowel Sounds

Sort the long 'o' words and the short 'o' words by cutting and gluing them in the correct box.



Short 'o' Words

Long 'o' Words



Underwater Color By Sight Word


Name: _____

Use the key below to color the picture by sight words. Make sure you say the word as you color each part of the picture.


Color Answer Key


come =  blue

here =  pink


said =  green

where =  orange

look =  brown

little =  grey

play =  tan




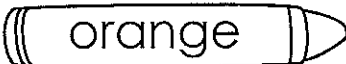
Underwater Color By Sight Word


Name: _____


Use the key below to color the picture by sight words. Make sure you say the word as you color each part of the picture.


Color Answer Key


like =  blue

came =  orange

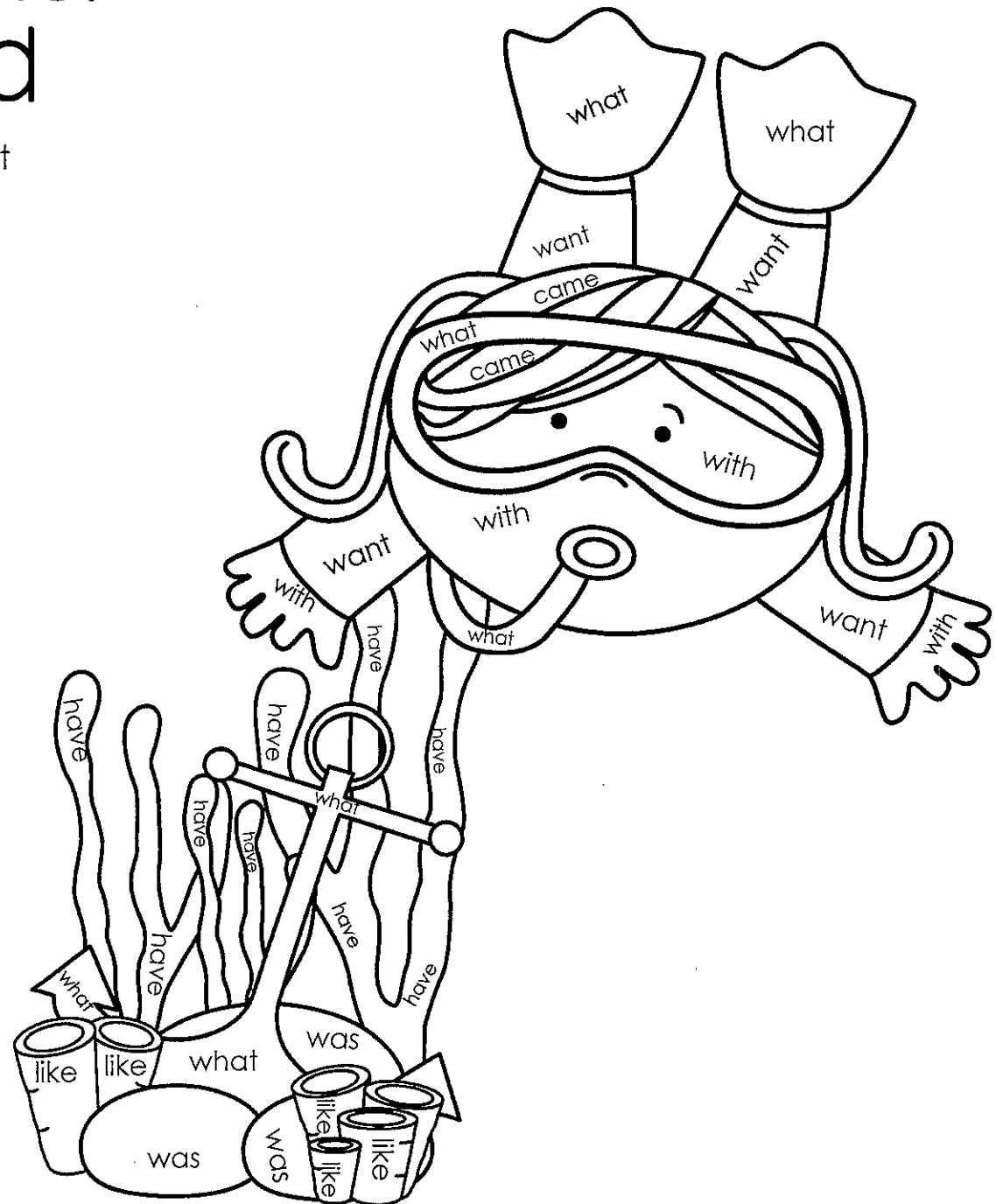
have =  green

what =  yellow

want =  red

was =  grey

with =  tan



Adding Up Sweet Summer Treats

Name: _____

Solve the addition problems written in the picture. Use the color key and your answers to color the picture.

Color Answer Key

3 = purple

4 = red

5 = yellow

6 = blue

7 = pink

8 = brown

9 = orange


10 = tan



Name: _____

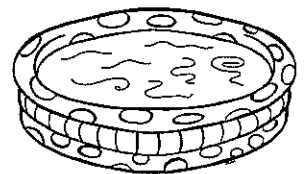
The A-mazing race to The Pool

Help the boy find his way to the pool by counting by 5. Color in or bingo dot all the flippers along the way to find the path.



Start

A grid of 48 flipper-shaped cards arranged in 4 rows and 12 columns. Each card contains a number. The numbers are: Row 1: 5, 10, 15, 20, 10, 85, 60, 70, 45, 15, 30, 15; Row 2: 10, 20, 100, 25, 50, 25, 90, 20, 30, 60, 55, 35, 25, 80; Row 3: 35, 30, 25, 40, 35, 30, 65, 70, 75, 80, 85, 90, 95, 100; Row 4: 40, 45, 80, 45, 50, 55, 60, 45, 15, 35, 50, 15.



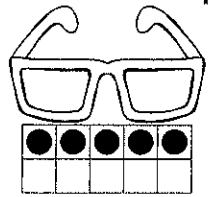

You did it!

Counting by 5s to 100

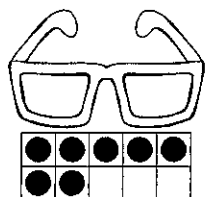
Name: _____

Sunny Skies Making Ten

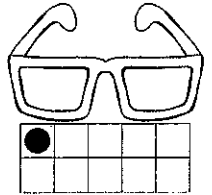
Count the numbers in the ten frame. Write how many more you need to make ten on the line to complete the number sentence.




$$+ \quad = 10$$



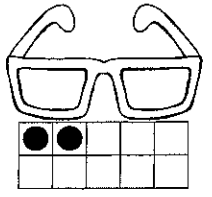
$$+ \quad = 10$$




$$+ \quad = 10$$



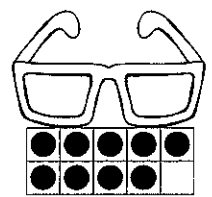
$$+ \quad = 10$$



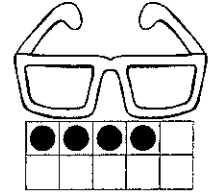
$$+ \quad = 10$$



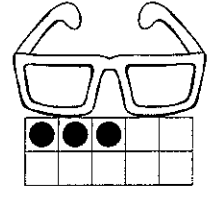
$$+ \quad = 10$$



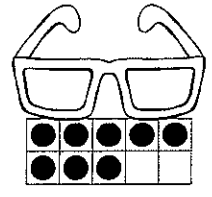
$$+ \quad = 10$$



$$+ \quad = 10$$

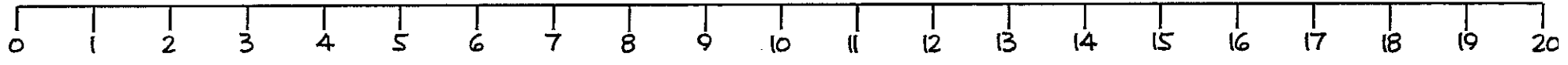


$$+ \quad = 10$$



$$+ \quad = 10$$


Numbers 1-10




Adding Up Sweet Summer Treats

Solve the addition problems written in the picture. Use the color key and your answers to color the picture.

Color Answer Key


0 =  blue

1 =  pink


2 =  green

3 =  orange

4 =  brown

5 =  tan

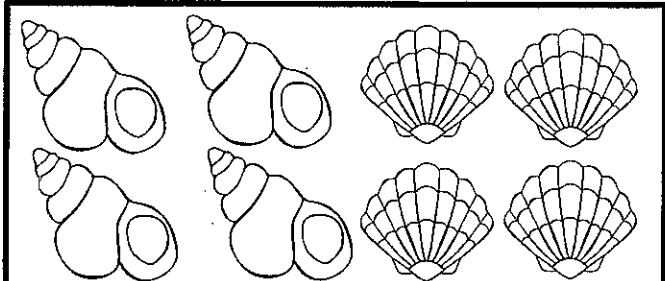
Name: _____




Name: _____

Adding UP Summer Fun

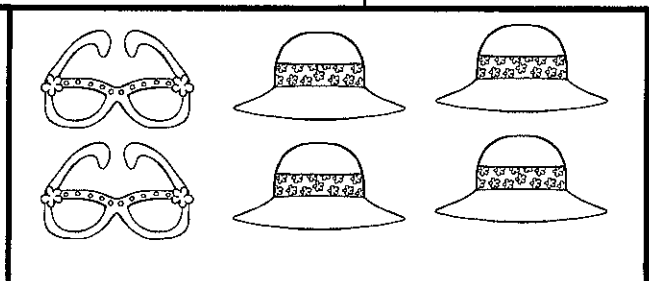
Look at the items in each box. Color all the same items the same color and all the other items a different color. Now use the pictures in each box to write an addition equation.




_____ + _____ = _____



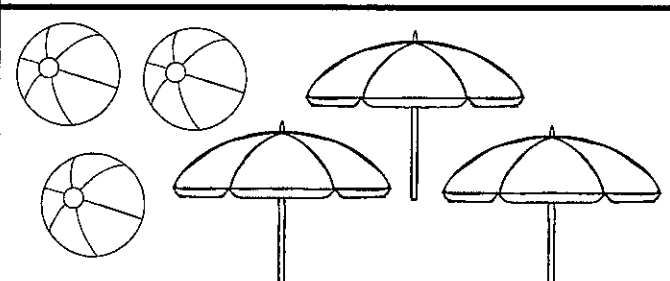
_____ + _____ = _____



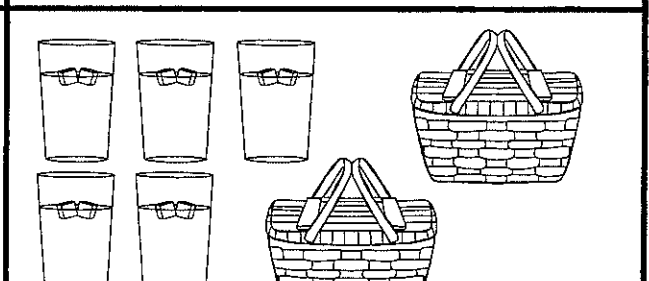
_____ + _____ = _____



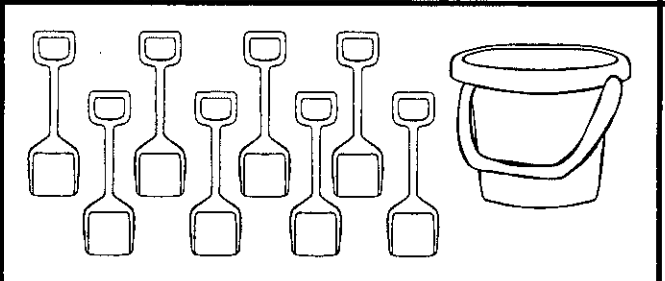
_____ + _____ = _____




_____ + _____ = _____



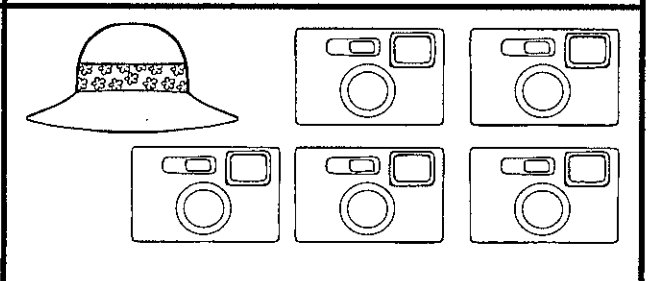
_____ + _____ = _____



_____ + _____ = _____



_____ + _____ = _____



_____ + _____ = _____

Name: _____ **MIXED UP SUMMER CAMP OPERATIONS**

Carefully look at each problem. Solve the problem and write the answer below it.
You can use the number line to help you.

$$\begin{array}{r} 1 \\ +4 \\ \hline \end{array}$$

$$\begin{array}{r} 5 \\ -2 \\ \hline \end{array}$$

$$\begin{array}{r} 0 \\ +4 \\ \hline \end{array}$$

$$\begin{array}{r} 5 \\ -4 \\ \hline \end{array}$$

$$\begin{array}{r} 1 \\ +3 \\ \hline \end{array}$$

$$\begin{array}{r} 4 \\ -2 \\ \hline \end{array}$$

$$\begin{array}{r} 3 \\ +1 \\ \hline \end{array}$$

$$\begin{array}{r} 3 \\ -2 \\ \hline \end{array}$$

$$\begin{array}{r} 2 \\ +2 \\ \hline \end{array}$$

$$\begin{array}{r} 5 \\ -3 \\ \hline \end{array}$$

$$\begin{array}{r} 5 \\ +0 \\ \hline \end{array}$$

$$\begin{array}{r} 2 \\ -1 \\ \hline \end{array}$$

$$\begin{array}{r} 3 \\ +2 \\ \hline \end{array}$$

$$\begin{array}{r} 2 \\ -2 \\ \hline \end{array}$$

$$\begin{array}{r} 1 \\ +2 \\ \hline \end{array}$$

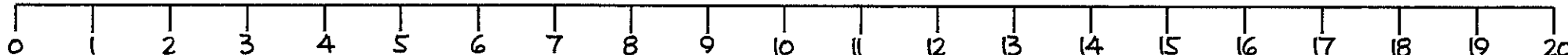
$$\begin{array}{r} 4 \\ -3 \\ \hline \end{array}$$

$$\begin{array}{r} 0 \\ +5 \\ \hline \end{array}$$

$$\begin{array}{r} 3 \\ -0 \\ \hline \end{array}$$

$$\begin{array}{r} 1 \\ +1 \\ \hline \end{array}$$

$$\begin{array}{r} 2 \\ -0 \\ \hline \end{array}$$



Name : _____

Score : _____

Teacher : _____

Date : _____

Solve the Number Bonds

